

R-SERIES

200PS [147kW] acc. to ISO 8665



Solenoid controlled common rail injection system delivers 200PS and 44kg·m torque from the 2.2 liter In-line 4CRDi engine.

The common rail multiple injection features make the In-line 4 R-series more environmentally friendly by minimizing the emissions of particulates and NOx.

The designs optimize fuel injection and intake porting to improve combustion performance, particularly low-temperature combustion stability through lean air-fuel rationing.

This ensures that we satisfy the world's strictest exhaust emission standards while providing the smooth, quiet and efficient power for which Hyundai SeasAll is becoming known.

Technical Descriptions

Engine

- Cast iron engine cylinder block
- Aluminum head
- Oil cooled pistons
- In-line 4, 16-valve DOHC
- Hydraulic lash adjusters
- Intergrated water jacket
- Balance shaft
- Drive belt auto tensioner
- Single serpentine belt system
- Drive belt auto tensioner

Engine Mounting

- Adjustable engine mounts

Lubrication System

- Electric oil extraction pump
- Easily exchangeable oil filter cartridge
- Seawater cooled transmission oil cooler

Noise Level

- 69.0dB (RCD Standard 75dB)

Fuel System

- Common Rail Direct Injection (CRDi)-New Solenoid injector with 2,000 bar
- Fuel filter with sensor detecting water in fuel
- Electric low preassure pump
- Dual pressure control valve
- Low and high pressure fuel pumps

Electrical System

- 12 volt system and 150A alternator
- Auxiliary engine stop button
- Glow plugs for a trouble-free cold start
- NMEA2000 Converter (Optional)
- Electronic control system (Optional)

Cooling System

- Seawater pump driven from V-ribbed belt
- Seawater cooled intercooler, heat exchanger
- Auxiliary connector for cabin heater
- Corrosion resistant material for the seawater circuit

Turbocharger

- E-VGT, Electrical Variable Geometry Turbocharger

Engine Operating Indicator (EOI)



- Engine self protection and diagnosis
- Displays CAN information
- Displays engine diagnostic error codes
- Audible alarm and control lamps

Air Inlet system

- Oil wetted and reusable air filter
- Crankcase gas vented into the air inlet

Exhaust System

- Engine coolant cooled exhaust manifold
- Seawater cooled exhaust elbow

Emissions

- IMO NOx Tier 2 and EU RCD compliant

Scope of Supply

1. RATINGS

| | |
|----|--|
| S4 | SPECIAL PLEASURE DUTY SPECIAL LIGHT DUTY COMMERCIAL |
| S5 | PLEASURE DUTY |

2. GAUGES

KEY SWITCH ASSEMBLY, TACHOMETER, COOLANT TEMPERATURE, VOLTMETER and TRIM GAUGE for STERNDRIVE

* Factory-installed option,


** Standard or optional depending on market

*** Supply schedule may differ.

To find out more about configurations and accessories available, please contact your nearest Hyundai SeasAll network.

| | | RATINGS 1 | OPERATION MANUAL | EOI (Engine Operation Indicator) | SeasLink *** | GAUGES 2 | COUPLER | ENGINE OIL EXTRACTION PUMP | SEA WATER PUMP * | BEARING STEERING PUMP * | EXHAUST HOUSING ASSEMBLY * | EXHAUST PIPE (IF ON STERNDRIVE) | TWO-POLE INSULATED SYSTEM * | INTAKE SILENCER | NMEA 2000 CONVERTER | ELEC CONTROL SYSTEM | MECH CONTROL SYSTEM | STEERING WHEEL | SAFETY STOP SWITCH | MECH STOP SWITCH | HYDR. STEERING CABLE | MECH. STEERING SYSTEM | ALL PROP. | SS PROP. |
|-------------------------|-------|-----------|------------------|----------------------------------|--------------|----------|---------|----------------------------|------------------|-------------------------|----------------------------|---------------------------------|-----------------------------|-----------------|---------------------|---------------------|---------------------|----------------|--------------------|------------------|----------------------|-----------------------|-----------|----------|
| R200S | S5,S4 | ● | ● | ● | ● | ● | ● | ● | - | - | ● | - | - | ○ | ○ | ○ | ○ | ○ | ○ | ○ | ○ | ○ | ○ | ○ |
| R200-S-BRAVO 1X, 2X, 3X | S5,S4 | ● | ● | ● | ● | ● | ● | ● | - | - | ● | - | - | ○ | ○ | ○ | ○ | ○ | ○ | ○ | ○ | ○ | ○ | ○ |
| R200P | S5,S4 | ● | ● | ● | ● | ● | ● | ● | - | - | - | - | - | ○ | ○ | ○ | ○ | ○ | ○ | ○ | ○ | ○ | ○ | ○ |
| R200P-ZF45A | S5,S4 | ● | ● | ● | ● | ● | ● | ● | - | - | - | - | - | ○ | ○ | ○ | ○ | ○ | ○ | ○ | ○ | ○ | ○ | ○ |
| R200J | S5,S4 | ● | ● | ● | ● | ● | ○ | ○ | - | ○ | - | - | - | ○ | ○ | ○ | ○ | ○ | ○ | ○ | ○ | ○ | ○ | ○ |
| R200J-ZF45C | S5,S4 | ● | ● | ● | ● | ● | ● | ● | - | - | - | - | - | ○ | ○ | ○ | ○ | ○ | ○ | ○ | ○ | ○ | ○ | ○ |

● : Standard / ○ : Option / - : N/A / S = Sterndrive / P = Propeller Shaft / J = Water Jet



SEAS LINK
ABSOLUTE MARINE POWER

ON THE SMARTER PHONE

- Displays Engine Information
- Displays Boat Track on the Map
- Monthly User's Log Information
- Engine Diagnostic Functions
- Audible Warning Alarm and Visual Pop-up Screen

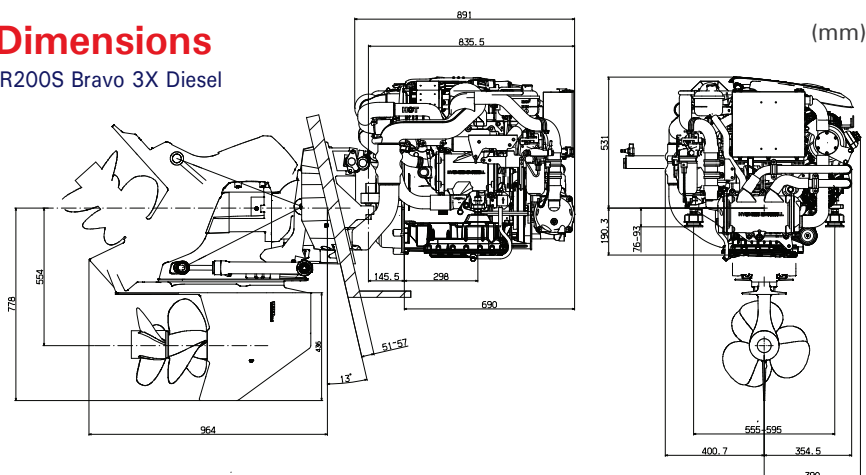


Specifications

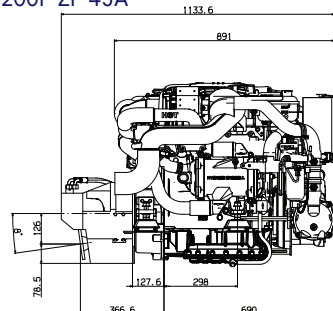
| Engine type | R200S | R200P | R200J |
|-----------------------------|---|------------|--------------------|
| Propulsion system | Sterndrive | Shaftdrive | Waterjet |
| Engine Duty Rating | Pleasure Duty (S5) Special Pleasure Duty, Special Light Duty Commercial (S4) | | |
| Configuration | 4-Stroke, 16-Valve DOHC, E-VGT with Intercooler, Fresh Water Cooling | | |
| Output [PS (kW)] | 200 (147) | | |
| Rated rpm | 3,800 | | |
| Cylinders | In-line 4 | | |
| Displacement [cc] | 2,199 | | |
| Bore X Stroke [mm] | 85.4 X 96 | | |
| Max. Torque @ rpm | 44 kg·m @ 2,000 ~ 2,600rpm | | 38 kg·m @ 3,600rpm |
| Injection System | Common Rail Direct injection (CRDi) - Solenoid Injector | | |
| Alternator | 12V-150A | | |
| Engine Diagnostics | YES | | |
| Fuel Consump. [L/h] | Max. 40 | | |
| Dry Weight [kg] | Approx. 280 | | |
| Flywheel | Hyundai Unique | | |
| Flywheel Housing (P/J type) | Borg Warner Flange | | |

Dimensions

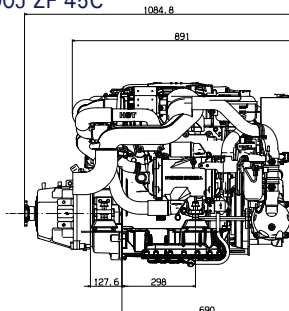
R200S Bravo 3X Diesel



R200P ZF 45A

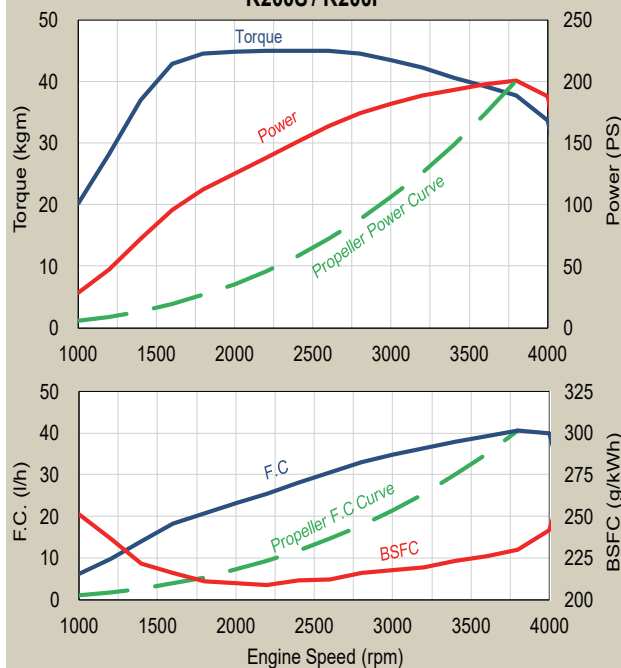


R200J ZF 45C



Performance Curves

R200S / R200P



R200J

